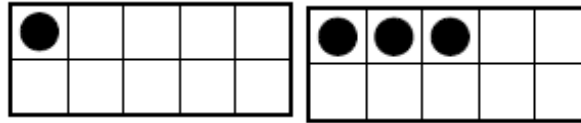


Sums to 20: Ten Frame/Fact Family/ Fact Triangle Flash Cards

First, students write out the fact family for the ten frames showing on the card. Then, students fill in the fact triangle on the back with the same triad of numbers. The sum goes in the blank with the dot next to it.

The two boxes containing the ten frames, the fact family, and the fact triangle are cut out. The four facts then become a flash card for four facts. This set includes sums to 20, the expectation for 2nd grade.

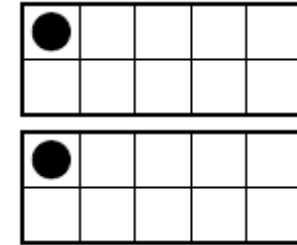


$$1 + 3 = 4$$

$$3 + 1 = 4$$

$$4 - 3 = 1$$

$$4 - 1 = 3$$



$$\underline{\quad} + \underline{\quad} = \underline{\quad}$$

$$\underline{\quad} + \underline{\quad} = \underline{\quad}$$

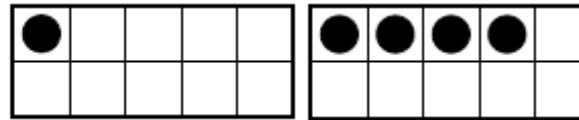
$$\underline{\quad} - \underline{\quad} = \underline{\quad}$$

$$\underline{\quad} - \underline{\quad} = \underline{\quad}$$

How to Practice Facts Using the Triangle

Cover one corner of the triangle, leaving the other two numbers visible. The student figures out the missing number, and then states it. Then, the student should state all four facts in the fact family. Remember that the number with the dot is the sum, or the largest of the three numbers.

The benefit of studying fact families instead of one fact at a time is that students learn four facts and connect addition and subtraction as inverse operations.

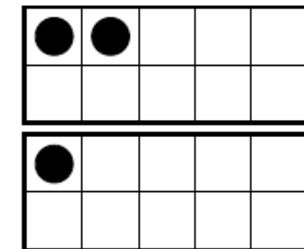


$$\underline{\quad} + \underline{\quad} = \underline{\quad}$$

$$\underline{\quad} + \underline{\quad} = \underline{\quad}$$

$$\underline{\quad} - \underline{\quad} = \underline{\quad}$$

$$\underline{\quad} - \underline{\quad} = \underline{\quad}$$



$$\underline{\quad} + \underline{\quad} = \underline{\quad}$$

$$\underline{\quad} + \underline{\quad} = \underline{\quad}$$

$$\underline{\quad} - \underline{\quad} = \underline{\quad}$$

$$\underline{\quad} - \underline{\quad} = \underline{\quad}$$

